





1

2

3

4

5



---

|            |     |            |        |
|------------|-----|------------|--------|
|            |     | 4.40 /     |        |
| 4          |     | 44,444,445 |        |
| 62,403,630 |     |            | 12.61% |
|            | 30% |            |        |

5







36

---

8

9

12



---

.....

.....

.....

.....

.....

.....

.....

.....

.....

.....

.....

.....

.....

---









19,555.56

27,457.60





6

1949



---

2023 3 6

A

2023 3 6

A

1.00

A

44,444,445

68,369,539

2023 3 7

4.50 /





---

2

3

4

36

Q



---

19,555.56

27,457.60



"

"

RCEP

-D -E

2022

1 25

2023

2023

1.9%

8

E

-

1750m

3800m



|       |        |      |      |       |        |
|-------|--------|------|------|-------|--------|
|       |        | 2012 | 2021 |       |        |
| 49.40 | 114.97 |      |      | 9.84% | 2018   |
|       | 100    |      |      |       |        |
|       | 2022   |      |      |       | 105.69 |
| 8.07% | 2022   | 11   |      |       |        |

" "

---

" "

---

2

75,637.01

72,624.72

3,012.29

|  |  |  |
|--|--|--|
|  |  |  |
|  |  |  |
|  |  |  |
|  |  |  |
|  |  |  |
|  |  |  |
|  |  |  |





---

|             |        |             |
|-------------|--------|-------------|
| 135,601,778 | 27.41% |             |
|             |        | 180,046,223 |
| 198,005,408 |        | 33.40%      |
| 35.54%      |        |             |







---

| 2020 | 2021 | 2022 | 2023 | 1-9 |
|------|------|------|------|-----|
|------|------|------|------|-----|

|        |        |        |        |  |
|--------|--------|--------|--------|--|
| 74.89% | 86.09% | 68.20% | 68.47% |  |
|--------|--------|--------|--------|--|

/



---

---

10,000.00 / 2020 ~2022  
9,445.37 /



---